

XCube™ Table Top

All top surfaces are .080" thick with primary stiffener ribs and have 1½" profile edge and are constructed of individual boards bolted together and have longitudinal seams. Table tops will not crack or warp after extended usage or exposure to heat, moisture or sunlight. Tables will not emit toxic fumes, gases or smoke in high temperatures related to a fire (passes Cal Fire Code 133).

Table Surface

Inlay surface is high pressure laminate with premium scratch resistant finish, permanently bonded with contact adhesive.

Edgeband

1 ½" x 2mm pvc vinyl edgeband material extruded and secured with a custom tongue and groove design.

Folding Leg Base

Folding base legs are 1½" diameter aluminum tubing. Cross-members are heat-treated 1" square aluminum tubing and are welded together for strength. Legs are clear coated and rust resistant. Painted legs are thermal set powder-coated finishes and have the hardest surface and maximum scratch/mark resistant qualities in the industry. Fasteners are aluminum and/or zinc plated steel.

Engage Locking System™


The ENGAGE Locking System™ utilizes powerful magnets for a fast and positive attachment. This system features no-look base pockets to effortlessly guide the table base to a secure position.

Sustainability


Aluminum extrusions contain 70% **recycled** aluminum; 10% is post-consumer content, and 60% pre-consumer content. Southern Aluminum products are 100% recyclable. Laminate is **GREENGUARD** certified for low emissions. Laminate adhesive does not contain urea-formaldehyde resins.

Design Options

Laminate Options*



Leg/Perimeter Finishes*



* Printed colors may vary from the actual product. More laminate options available.

Available Sizes

XCube Table Tops

| Top Size | Model # |
|-----------|---------|
| 24" x 24" | XD2424 |
| 36" x 36" | XD3636 |
| 30" Round | XD30R |
| 36" Round | XD36R |
| 36"x 72" | XD3672 |

XCube Bases

| Base Height | Model # |
|-------------|---------|
| 30" | 30HXBSQ |
| 36" | 36HXBSQ |
| 42" | 42HXBSQ |



XCube™ Table Top

All top surfaces are .080" thick with primary stiffener ribs and have 1½" profile edge and are constructed of individual boards bolted together and have longitudinal seams. Table tops will not crack or warp after extended usage or exposure to heat, moisture or sunlight. All edges on the table top have a flat edge, including corners. Tables will not emit toxic fumes, gases or smoke in high temperatures related to a fire (passes Cal Fire Code 133). All edges on the table top have a flat edge, including corners.

Swirl® Table Surface

Aluminum features a sanded random swirl pattern etched into the surface. A baked on translucent and clear coat finish protects the table. The swirl finish is delicate in nature and will be compromised if not handled with appropriate care. The surface finish is sealed.

Folding Leg Base

Folding base legs are 1½" diameter aluminum tubing. Cross-members are heat-treated 1" square aluminum tubing and are welded together for strength. Legs are clear coated and rust resistant. Painted legs are thermal set powder-coated finishes and have the hardest surface and maximum scratch/mark resistant qualities in the industry. Fasteners are aluminum and/or zinc plated steel.

Engage Locking System™

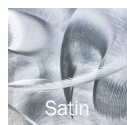
The ENGAGE locking System™ utilizes powerful magnets for a fast and positive attachment. This system features no-look base pockets to effortlessly guide the table base to a secure position.

Sustainability


Aluminum extrusions contain 70% **recycled** aluminum; 10% is post-consumer content, and 60% pre-consumer content. Southern Aluminum products are 100% recyclable.

Design Options

Swirl® Finishes*




Satin



Graphite



Tucson




Copper



Bahama Blue

Base Finishes*



Black

* Printed colors may vary from the actual product.

Available Sizes

XCube Table Tops

| Top Size | Model # |
|-----------|---------|
| 24" x 24" | XS2424 |
| 36" x 36" | XS3636 |
| 30" Round | XS30R |
| 36" Round | XS36R |
| 36"x 72" | XS3672 |

XCube Bases

| Base Height | Model # |
|-------------|---------|
| 30" | 30HXBSQ |
| 36" | 36HXBSQ |
| 42" | 42HXBSQ |



Model #: XS30R-42HXBSQ
Satin Finish w/
Black legs

Outdoor XCube™ Table Top

All top surfaces are .080" thick with primary stiffener ribs and have 1½" profile edge and are constructed of individual boards bolted together and have longitudinal seams. Table tops will not crack or warp after extended usage or exposure to heat, moisture or sunlight. All edges on the table top have a flat edge, including corners. Tables will not emit toxic fumes, gases or smoke in high temperatures related to a fire (passes Cal Fire Code 133). All edges on the table top have a flat edge, including corners.

Folding Leg Base

Folding base legs are 1½" diameter aluminum tubing. Cross-members are heat-treated 1" square aluminum tubing and are welded together for strength. Legs are clear coated and rust resistant. Painted legs are thermal set powder-coated finishes and have the hardest surface and maximum scratch/mark resistant qualities in the industry. Fasteners are aluminum and/or zinc plated steel.

Engage Locking System™


The ENGAGE locking System™ utilizes powerful magnets for a fast and positive attachment. This system features no-look base pockets to effortlessly guide the table base to a secure position.

Sustainability

Aluminum extrusions contain 70% **recycled** aluminum; 10% is post-consumer content, and 60% pre-consumer content. Southern Aluminum products are 100% recyclable.

Design Options

Finish Options*



* Printed colors may vary from the actual product.

Available Sizes

XCube Table Tops

| Top Size | Model # |
|-----------|---------|
| 24" x 24" | X02424 |
| 36" x 36" | X03636 |
| 30" Round | X030R |
| 36" Round | X036R |
| 36"x 72" | X03672 |

XCube Bases

| Base Height | Model # |
|-------------|----------|
| 30" | O30HXBSQ |
| 36" | O36HXBSQ |
| 42" | O42HXBSQ |



Model #: x030R-30HXBSQ
Dune

XCube™ Table Top

All top surfaces are .080" thick with primary stiffener ribs and have 1½" profile edge and are constructed of individual boards bolted together and have longitudinal seams. Table tops will not crack or warp after extended usage or exposure to heat, moisture or sunlight. All edges on the table top have a flat edge, including corners. Tables will not emit toxic fumes, gases or smoke in high temperatures related to a fire (passes Cal Fire Code 133). All edges on the table top have a flat edge, including corners.

Folding Leg Base

Folding base legs are 1½" diameter aluminum tubing. Cross-members are heat-treated 1" square aluminum tubing and are welded together for strength. Legs are clear coated and rust resistant. Painted legs are thermal set powder-coated finishes and have the hardest surface and maximum scratch/mark resistant qualities in the industry. Fasteners are aluminum and/or zinc plated steel.

Engage Locking System™


The ENGAGE locking System™ utilizes powerful magnets for a fast and positive attachment. This system features no-look base pockets to effortlessly guide the table base to a secure position.

Sustainability


Aluminum extrusions contain 70% **recycled** aluminum; 10% is post-consumer content, and 60% pre-consumer content. Southern Aluminum products are 100% recyclable.

Design Options

Available Finishes*



Leg Finish*



* Printed colors may vary from the actual product.

Available Sizes

XCube Table Tops

| Top Size | Model # |
|-----------|---------|
| 24" x 24" | XA2424 |
| 36" x 36" | XA3636 |
| 30" Round | XA30R |
| 36" Round | XA36R |
| 36"x 72" | XA3672 |

XCube Bases

| Base Height | Model # |
|-------------|---------|
| 30" | 30HXBSQ |
| 36" | 36HXBSQ |
| 42" | 42HXBSQ |



Silver Finish
Black powder coating